

DI2000S-A DRIVEWAY INFORMER

Instruction Manual

Enclosed You Will Find:

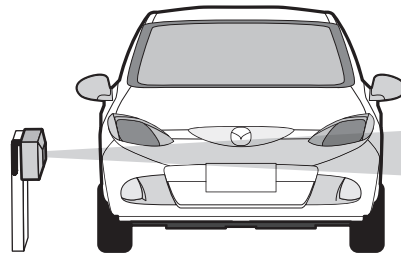
- Di2000T-A PIR transmitter
- Di2000R-A plug-in receiver
- Transmitter mounting bracket
- Screws

The Di2000S-A is a wireless driveway alarm kit with a range from transmitter to receiver up to 1000 ft. The passive-infrared (PIR) sensor detects a combination of heat & motion, then transmits a radio signal to the receiver. Upon receiving the signal, the receiver will sound 1 of 4 selected tones. The kit may be expanded with additional transmitters and receivers, as well as the addition of compatible 12VDC accessories

Di2000T-A

The Di2000T-A is an outdoor weatherproof sensor / transmitter (requires heat and motion to activate) that can be side or overhead mounted. It is recommended to mount the sensor / transmitter 3' to 4' off the ground on a non-metallic post. See mounting and detection diagram below. Point the antenna in the down position on the transmitter to keep moisture out. This WILL NOT negatively affect functionality.

Mount and align antenna in the down vertical position to keep moisture out



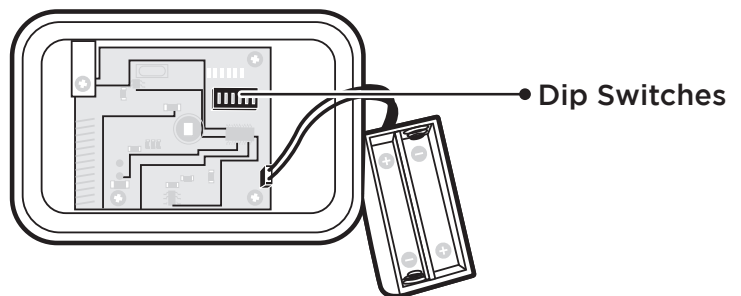
1' x 1'
Detection
Area at 25'

2' x 2'
Detection
Area at 50'

The Di2000T-A is powered by 2 x AA alkaline batteries which must be installed prior to use. To access the battery, remove the two screws located on the back of the unit.

In addition, the system can be set for a unique code to prevent interference from other units that may be in close proximity. Dip switches 1-4 are used to set the code and must match the settings on the Di2000R-A receiver. The Di2000T-A is shipped with a pre-set "ding-dong" tone. Dip switch positions 5 & 6, in the transmitter allow selection of alternate tones. After accessing the battery compartment, replace cover and two screws.

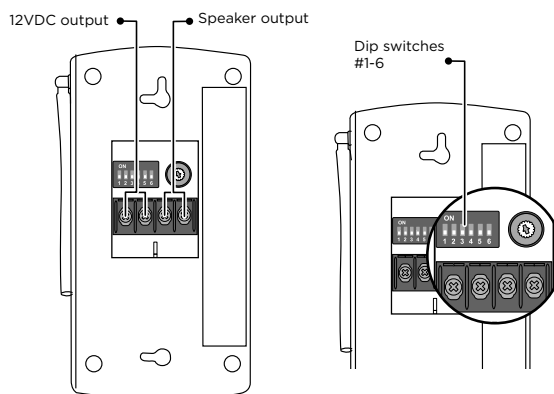
Please note the sensitivity settings in the sensor. At the top of the circuit board you will see a jumper with A B C; for normal sensitivity place the jumper on the AB pins, for high sensitivity place the jumper on the BC pins and for low sensitivity take the jumper off and store it in a safe place.



Di2000R-A

The Di2000R-A is a matching Receiver/Chime unit for use in indoor locations only. The Di2000R-A may be tabletop or wall mounted. A six position dip switch is located on the backside of the unit.

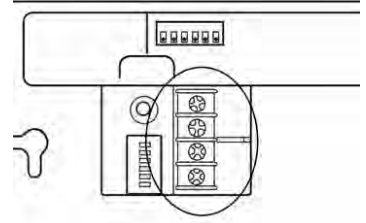
Please Note: Dip switch positions 1-4 must match the settings of the Di2000T-A above.



The Di2000R-A is provided with an internal speaker and auxiliary speaker output terminals marked SPKR. The volume knob controls both the internal and auxiliary speakers.

The receiver comes with a 12VDC plug-in power supply with 5-feet of cord. This unit can be plugged into electrical outlet located within 1000 feet of the transmitter. The Di2000R-A is for indoor locations only, and may be tabletop or wall mounted.

Six dip switches are located on the backside of the unit. To pair the receiver with the transmitter, dip switch positions #1-4 on the receiver must match the settings of dip switches #1-4 on the transmitter.



The receiver is provided with internal speaker and auxiliary speaker output terminals marked SPKR. The volume knob controls both the internal and auxiliary speakers.

Sound - Dip Switches #5-6 on the transmitter controls the sound:

1. Ding Dong - 5 OFF & 6 OFF
2. Single Ding - 5 ON & 6 OFF
3. Double Ding Dong - 5 OFF & 6 ON
4. Turbo Sound - 5 ON & 6 ON

A set of 12VDC output terminals are provided for additional buzzers, strobe lights, sirens, or other 12VDC devices. Please observe marked (+/-) polarity when attaching additional devices. The output time may be set for 5-second or 20-seconds by dip switch in position 5 on the receiver only. The OFF (down) position is 5- second and ON (up) position is 20-seconds.

Misc. Notes & Tips:

- If the unit rings too often or picks up every person (example, a large group of people are walking in at the same time) as they come in, you can add a delay of 5-seconds between rings to receiver unit by moving dip switch #5 to the ON position.
- The amount of time power is supplied to the 12VDC output is also controlled by dip switch #5 on the receiver. The OFF setting will supply 1 second of power. Changing this to the ON position will supply 5-seconds of continuous power to the receiver.
- DO NOT mount the transmitter or receiver directly on a metal surface as this may harm the effective transmission range
- Avoid placing the sensor/transmitter near a heating or cooling air duct and in direct sunlight. This may cause false signals or no signal from the detector.

***IMPORTANT: Before changing and dip switches on the receiver or transmitter, power must be disconnected from BOTH TRANSMITTER AND RECEIVER.**

Product Support & Warranty Information:

This product is warranted by the manufacturer for 1 (one) year from purchase date. For troubleshooting & product warranty help, please contact the manufacturer:

Rodann Electronics Mfg.

61658 Pettigrew Rd.
Bend, OR 97702
1-800-366-7010

LIMITED WARRANTY

The product you have purchased is guaranteed against defects in workmanship and materials for the period of one (1) from the purchase date. Warranties implied by law are subject to the same time period limitation. Some states do not allow limitations on how long an implied warranty lasts, so this time limitation may not apply to you. If the product fails due to a manufacturing defect during normal use, please contact our service department:

Not Covered – Batteries and other expendable items are not covered by this warranty. Repair service, adjustment and calibration due to misuse, abuse or negligence are not covered by this warranty. Unauthorized service or modification of the product or of any furnished components will void this warranty in its entirety. This warranty does not include reimbursement for inconvenience, installation, setup time, loss of use, postage, unauthorized service, or other products used in conjunction with, but are not supplied by, Rodann Electronics Mfg.

All requests for replacement must include a dated sales receipt (copies accepted). Rodann Electronics IS NOT LIABLE FOR LOST PROFITS, INDIRECT, SPECIAL, EXEMPLARY, INCIDENTAL OR CONSEQUENTIAL DAMAGES INCLUDING WITHOUT LIMITATION ANY SUCH DAMAGES DUE TO IMPROPER WIRING OR MISUSE OF THE PRODUCT. As some states do not allow the exclusion or limitation of incidental or consequential damages, the above limitation and exclusion may not apply to you.

This device complies with Part 15 of the FCC rules.

WARNING: This device complies with Part 15 of the FCC rules, operation of this device is subject to the following conditions:



1800Doorbell, a LHE, Inc. Co.
2260 Moon Station Ct. NW #110
Kennesaw, GA 30144
info@1800doorbell.com
www.1800doorbell.com
(904)245-1184

